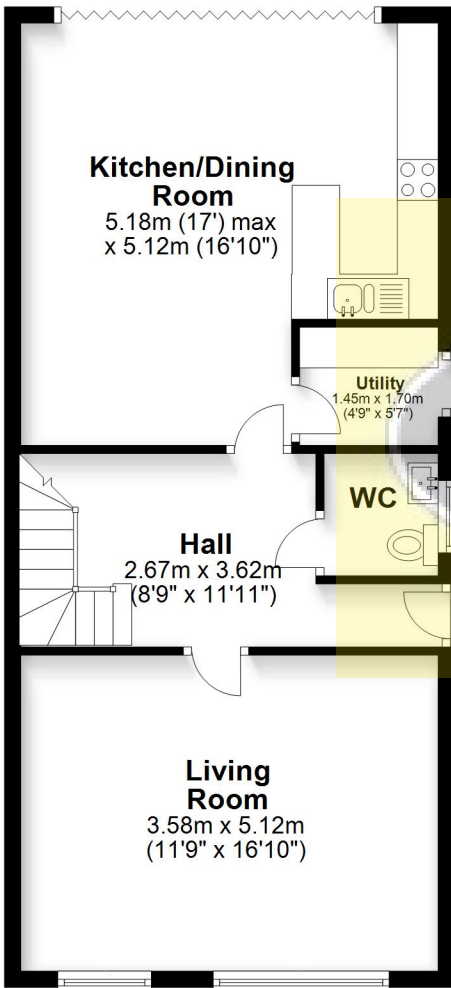


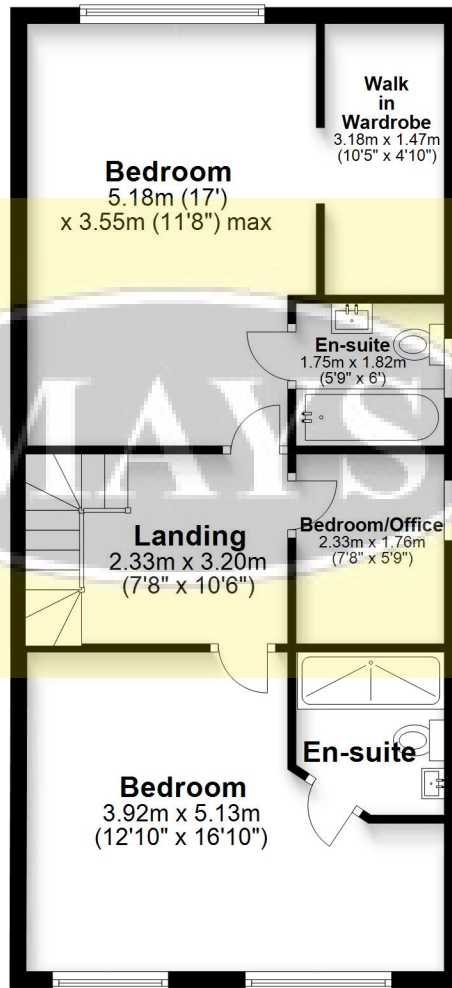
## Ground Floor

Approx. 59.5 sq. metres (640.8 sq. feet)



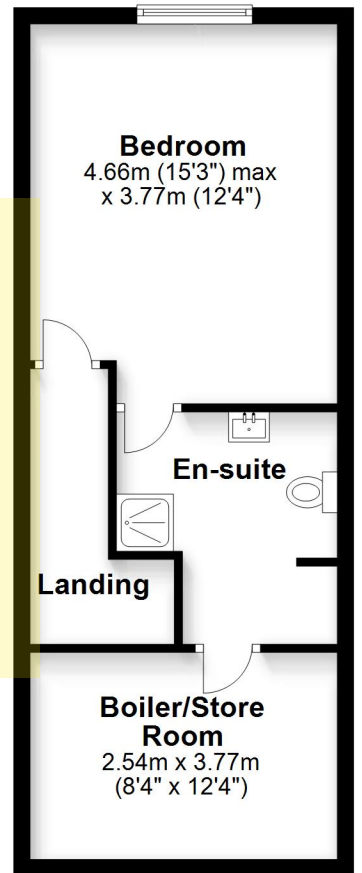
## First Floor

Approx. 59.2 sq. metres (636.9 sq. feet)



## Second Floor

Approx. 38.8 sq. metres (417.3 sq. feet)



Total area: approx. 157.5 sq. metres (1695.0 sq. feet)

Bournemouth Energy Floor Plans are provided for illustration/identification purposes only. Not drawn to scale, unless stated and accept no responsibility for any error, omission or mis-statement. Dimensions shown are to the nearest 7.5 cm / 3 inches. Total approx area shown on the plan may include any external terraces, balconies and other external areas. To find out more about Bournemouth Energy please visit [www.bournemouthenergy.co.uk](http://www.bournemouthenergy.co.uk) (Tel: 01202 556006)  
Plan produced using PlanUp.